



The Unofficial SNK Neo Geo Games Encyclopedia of Moves & Codes

<http://sindoni.altervista.org/neoencyclopedia/>



[codes]

Blood Code (Home version only)

Enter option mode on the title screen, move the cursor to exit and press **R+B+C+D** all at the same time.

OR:

Go into the options screen, change the language to Japanese, then exit. Go back into the options screen, change the language back to english, then exit. Then start the game and you'll have blood!

Unlimited POW (Home version only)

Press **(START)** on Controller 1, and move to Options. Press **(START)** on Controller 2, then in the Options menu, you can now change the POW setting from Normal to Max.





Playing as Kuroko (Home version only)

You can play Kuroko only for a two-player game. to do so, enter the following on the character selection screen:

↑ ↓ ← ↑ ↓ → **R**

Kuroko

Special Moves	
↓ ↓ ↓ R	Ko Ou Ken
→ ← → ↓ ↓ ↓ R	HaohShokohKen
↓ ↓ ↓ R	Double Ko Ou Ken
↓ ↓ ↓ B	Mega Smash
tap C	Geki Hou
↓ ↓ ↓ ↓ ↓ ↓ ↓ R	Kaiser Wave
→ → ↓ ↓ ↓ R	Flags of Fury
↖ → R	Double Senbei Shuriken
↖ → B+C	Electrical Sphere
→ R+B+C / B+C+D	Mass Slash
↓ ↓ ↓ ↓ ↓ B+C	Spike Ball
when attacked R+B+C / B+C+D	Side Splitter * R+B+C for top half explosion * B+C+D for bottom half explosion
Throws	
B / R+B / D / C+D	Ressen Kyaku
Super Deformed Transformation	
← ↓ ↓ ↓ ↓ ↓ ↓ ↓ ↓ D	

Power Special	
→↘↓↙←→  + 	RyuKo Ranbu
→↙↓↘←→  + 	Alternate RyuKo Ranbu